

LAKE COUNTY 4-H SADDLE HORSE FAIR GUIDELINES- TABLE OF CONTENTS

****Revised as of 4/08/2024****

	PAGE
UNIFORM RULES FOR 4-H HORSE SHOWS-----	2
ELIGIBILITY-----	3
ENROLLMENT-----	3
PROJECTS-----	4
GENERAL INFORMATION/SHOWING AT FAIR-----	5
SPECIALTY CLASSES AT FAIR-----	7
BARN AND STALL INFORMATION-----	10
SADDLE HORSE PROJECT AND TACK JUDGING-----	11
RECOMMENDATIONS FOR EQUIPMENT AND SUPPLIES FOR HORSE AND RIDER-	11
THE WALK/TROT DIVISION-----	13
HELMET INFORMATION-----	14
GUIDELINE ACKNOWLEDGEMENT PAGE-----	15
ADVISOR SECTION -----	16
ADDITONAL PATTERNS OR MATERIAL -----	20

*****THESE GUIDELINES SUCCEED THE LAKE COUNTY FAIR BOOK AND THE UNIFORM RULES FOR 4-H HORSE SHOWS. ANYTHING NOT COVERED IN THE FOLLOWING PAGES WILL FOLLOW THE UNIFORM RULES FOR 4-H HORSE SHOWS.*****

***Please Note- The Judge's decision is final when it comes to placing a class, judging a class, and acceptable tack and equipment, but if there is a specific or special county rule, the county rule supersedes the judge's decision.**

**Uniform Rules for 4-H Horse Shows
By the Ohio State University Extension**

The Ohio State University Lake County Faculty and Extension Office staff reserves the final and absolute right to settle and determine all matters, questions, or differences in regard thereto. It further reserves the right to determine unforeseen matters not covered by these rules as in its judgment it deems necessary. Please also see the "Uniform Rules for 4-H Horse Shows" published by the Ohio State University Extension. This is available through the Extension Office.

Animal welfare shall be taken seriously at all events. Exhibitors may be excused if the animal's welfare is in question. This includes nutrition, excessive correcting while on the ground or mounted, lameness, etc.

Lake County 4-H Saddle Horse Fair Guidelines

Eligibility

1. Lake County 4-H is open to all youth on a non-discriminatory basis without regard to race, color, creed, religion, national origin, sex, sexual orientation, and handicap or Vietnam era veteran status.
2. Traditional youth membership is open to all youth who are eight years old or in third grade and has not reached their nineteenth birthday as of January 1st of the current year.
3. Cloverbud 4-H youth membership is open to all youth age five or in kindergarten through age seven or through second grade. They do not qualify for any 4-H classes during fair.
4. To be eligible to participate in the 4-H activities as part of Junior Fair activities at the Fair, a boy or girl must be a current youth member of Lake County 4-H. All entries and items on exhibit must be a part of the exhibitor's current project. Individual clubs may have additional criteria.
5. 4-H'ers must complete all criteria of Project Judging in order to participate in Fair, with no exceptions. Criteria includes:
 - Project books (Equine or a self-determined equine project) and any additional material or project book requirements must be turned in to the youth's advisor by predetermined date each year (Typicaly by end of June). (Grading date will be determined by Saddle Horse each year.)
 - Youth must participate in a Saddle Horse approved Skill-a-thon, AKA EquiStep.
 - Youth must show in at least 1 class at any Lake County Saddle Horse show (horse shown MUST be the youth's registered project horse)
 - 4 hours are required per enrolled 4H member. (Not including Cloverbuds). These hours must be completed by the last point series show. The hours should be obtained by the 4H member or by a proxy.**(**Documentation that the above requirements have been met must be provided to the advisor and submitted at the Prefair Meeting.)**

Enrollment

1. All saddle horse clubs must re-enroll each year by January 1st.
2. Current youth member enrollments are due April 5th via the Ohio State website. After this date, no new youth members will be accepted until after the Lake County Fair in August without special permission from the Extension Office
3. Signed "4-H Saddle Horse Fair Guidelines" Acknowledgement and Agreement must be turned in to the advisor prior to the June Saddle Horse Meeting.

4. Transfers from one club to another during the year may be made only with the permission and signed agreement of parents and both advisors concerned. Transfers must be completed and returned to the Extension office by April 1.
5. Youth members will be assigned a 4-H number, which will be used as long as the youth stays with one club.
6. Participants must be designated as Horseless Horse, EWD, Walk/ Trot, Intermediate, Novice, Advanced, or Cloverbud by their advisor on the enrollment form. Youth members may not cross-enter their designated division. If a participant has a horseless horse project or mini horse as their project in previous years and then chooses a riding horse as their project, the years that the exhibitor showed their mini project will not count towards their years in a riding division. Example: A participant shows a mini horse for 3 years, then switches to a riding horse their 4th year. The participant is eligible to exhibit in the walk trot division for 3 years.

- **Intermediate Division-**

Beginning canter/lope riders that are learning about leads and building confidence at the canter/lope. Intermediate riding classes are walk/trot canter/lope. Canter/loping may be done briefly, individually or in small groups, with less expectations than the Novice level. Members may remain in the Intermediate Division for a maximum of two years. If the member begins riding a new horse, they are eligible for up to two additional years in the Intermediate Division. Any member may be re-evaluated at the beginning of the third year if the advisor indicates that the youth should remain in the Intermediate Division. This division is optional and not required. A maximum of 10 horses in the ring at one time.

Projects

1. Horse project cards must be turned into the Extension office by the Saddle Horse Committee meeting of June, current year.
2. All horses used as projects must be owned or leased and cared for by the youth member. Lease papers must be on file at the Extension office by the Saddle Horse Committee meeting of June, current year.
3. Youth members may share a horse project, with the approval of their advisor. A youth member sharing a project not owned by their family must also have a signed lease agreement on file at the Extension office by the Saddle Horse Committee meeting of June, current year.
4. There will be no change of horse projects after the Saddle Horse Committee meeting of June, current year, except:
 - a. Incapacitating injury or illness whereby animal cannot be judged. A veterinarian report is required.
 - b. Death of project animal. Proof of death is required.
 - c. Leased animal; if owner reclaims possession of animal, Extension office must be notified.

It will be the responsibility of youth members to provide this information to change their project. To change any project prior to fair, the parent must submit a written request with

a veterinarian report to the club advisor, or letter from lessor advising reclaiming of animal. Advisors will submit request to the Extension office.

5. Any replacement animal after enrollment is not eligible to compete for State Fair.
6. Advanced division riders may elect to carry two separate horse projects, with approval of the club advisor. The 4-H youth member must declare which animal will be used for state fair with horse enrollment by the Saddle Horse Committee meeting of June, current year. Based on the availability of stalls, advanced riders may bring their second project horse to stall at the fair, with approval of the club advisor. If stalls are limited, then the advanced rider may only bring one project horse to the fair.
7. Advanced youth members are allowed to share their 2nd project horse and have it stalled at the fair as long as the second rider participates in 4-H saddle horse classes at the fair.
8. There will be NO change of divisions after the PreFair meeting. Moving up or changing of divisions will not be permitted until ALL Lake Country Saddle Horse 4H classes are completed at the Lake County Fair and/or Point Series shows. (This is not just for the youth's division, but for ALL classes).
9. When competing, the horse may only compete once in a class. Horses cannot compete against themselves. Therefore, 2 riders may not share a horse in the same class.

General Information/ Showing at Fair

1. Exhibitors, their families, and/or their associates are expected to exhibit courteous and orderly conduct at all times. Harassment, profanity, un-sportsmanship like conduct, drugs, and/or alcohol will not be tolerated and are grounds for removal of the youth, the youth's wrist band, and the forfeiture of any premiums earned at any Lake County 4-H show or event. This decision will be made by a 4-H Extension Office Staff member and the disciplinary action shall remain in place for one calendar year in which the infraction took place. Good Sportsmanship should also include**:
 - Maintain safe spacing between horses in show ring.
 - Tie a red ribbon in the tail of a horse that kicks to warn others
 - Carefully and courteously follow the instructions of the judge, ringmaster, and/or show steward.
 - Be courteous and respect the rights of other exhibitors
 - Be a good sport- Win without bragging and lose without complaining!
- ** REFER TO CODE OF CONDUCT for more details
2. If you stall your horse on the Lake County Fairgrounds during fair week, you are considered a **4-H Saddle Horse exhibit and must abide by the Fair Board's rules.**
 3. Stallions may only be shown at 4-H shows during the calendar year in which they were born.
 4. Walk your horse to and from the ring or exercise area. No trotting or cantering outside of the ring or exercise area. No cantering by a walk/trot rider will be permitted anywhere on the fairgrounds.

5. There is no mileage minimum for judges. A Judge is not required for the gymkhana Buckle Series shows for any division (WT/Nov/Adv) or for Gymkhana at the Fair.
6. Patterns must be posted thirty (30) minutes prior to the start of the class.
7. It is the responsibility of each club holding a show to select a show steward and announce the show steward's name prior to the start of the show. **Each steward selected must be aware of their responsibilities and the 4-H rules.** If you have any questions concerning any class, please check with show steward and ask questions before entering the class.
8. There will be ten (10) places awarded in all 4-H classes. Tie Breakers will be determined by the amount of 1st places, then 2nd places, etc for all classes (except for Versatility).
9. Classes will be split if the entries exceed twenty (20) participants for the advanced division and sixteen (16) entries for the Novice division and (10) participants in the intermediate division.
10. It is required to wear boots when handling horses at all times. Long pants and appropriate tops are required while riding horses at all times. (Shirts and Tops: Tank tops must have straps. All tops must be of a length that covers the body; no exposed midriff or plunging necklines are permitted while riding.)
11. No riding double unless required in a class.
12. Horses must have a bridle on when riding unless approved in a class. This includes riding in the paddock, warmups, and anytime mounted.
13. It is required that all youth wear protective headgear while riding a horse. All youth age 19 and under, participating in any 4-H equestrian activity, is required to wear properly fitted protective headgear which meets or exceeds current ASTM/SEI(American Society for Testing and Materials/Safety Equipment Institute) standards with the chin harness securely fastened at all times while riding or driving an equine. Helmets are NOT required for Halter, Showmanship classes or Trail in Hand, but ARE required for Mini in hand classes, free style reining, etc.
14. Forbidden substances or methods are not permissible. The administration of any drug affecting the central nervous system (stimulant/ depressant) to a horse shown in any 4-H class is strictly prohibited. The Saddle Horse Committee has the right to drug test any project horse at any time during the duration of the fair. If the project horse tests positive for any forbidden substances, the exhibitor will forfeit any premiums earned at any Lake County 4-H show or event AND will be fined for the costs of the drug testing.
15. For Free Ride Time: The Dunsalin ring is for Walk/ Trot riders only and the Plaisted ring is for Novice and Advanced youth members only. (Saddle Horse may make exceptions to this rule.)
16. Unusual circumstances or Emergencies MUST be presented to a Saddle Horse 4-H Advisor.
17. There will be no turnout in any arena during fair. Longing is permitted in all rings and paddocks.

18. Safety should be demonstrated at all times while working with horses. No standing on horses, sitting cross legged, etc. at any time!
19. Hunt Seat Showmanship may use a bridle (as specified in the State Rule Book) OR a Leather halter and lead (with or without a chain). Leather Halters are not permissible for PAS tryouts.
20. If there is lightening, there will be a 30-minute delay until the event may restart.

Specialty Classes at Fair

The following classes are not covered in the 4-H rule book. They will be judged by the following guidelines:

English Road Hack:

- Advanced- To be shown at a walk, trot, extended trot, canter, and controlled hand-gallop both ways of the ring. **No more than 10 horses to Gallop at one time.** Excessive speed will be penalized. Horses should stop readily, back readily, and stand quietly.
- Novice- To be shown at the walk, trot, extended trot and canter both ways of the ring. **No hand gallop allowed.** Horses should stop readily, back readily, and stand quietly.

Wide Awake Western Pleasure:

- Advanced- To be shown at a walk, jog, extended jog, lope, and controlled hand-gallop both ways of the ring. **No more than 10 horses to Gallop at one time.** Excessive speed will be penalized. Horses should stop readily, back readily, and stand quietly.
- Novice- To be shown at the walk, jog, extended jog, and lope both ways of the ring. **No hand gallop allowed.** Horses should stop readily, back readily, and stand quietly.

Discipline Rail:

- This class is to be judged on the ability of the highly trained horse or pony, with emphasis on performance and way of going, manners, appointments, equipment, neatness and conformation. Proper attire must be worn. Judge shall work the class adequately but must not overwork the entries. Final judging shall be based on the best overall disciplined rail performance. This is not a game or a “fault and out” class and shall not be judged on an elimination basis. The class routine shall be to perform on the rail, and may include but is not limited to:
 - A walk, trot or jog, slow lope or controlled canter, hand gallop, flying lead change each way of the ring, transitions, traveling on the counter lead at the lope or canter, side pass each direction, turn on the forehand, turn on the hind, halt and stand quietly.

Open Flag Race:

1. All general Ohio State Gymkhana rules will apply to this class. In addition, the following Lake County rules will apply:

- a. Rider must always maintain forward motion throughout the pattern. Circles are considered off pattern and will result in a disqualification.
- b. Rubber or plastic containers without handles (approximately 12 inches in diameter and 14 inches high) will sit on the two front barrels. These containers will be filled with sand to within three inches of their top.
- c. The flag used is to be made as follows- a wooden dowel that is 3/4" to 1" in diameter and 13" to 16" in length. The dowel must be blunt at one end and tapered at the other. A 6" x 6" cloth flag is to be attached to the blunt end.
- d. Show management must place the tapered end of the flag consistently 3" deep in the center of the container on the first barrel.
- e. The rider must pick the flag up at the first barrel, proceed to around the second barrel, stick the flag in the container on the third barrel, and then proceed across the finish line.
- f. Failure to stick the flag in the top of the container or dropping the flag after rounding the second barrel will result in a 10 second penalty.

*Disqualifications are as follows for Open Flag Race

- All as per Ohio State rules. It is at the judge's discretion to call a disqualification.
- Knocking over any barrel or container, or failing to stay on course
- Failure to pick up the flag at the 1st barrel or dropping it before the 2nd barrel
- Striking the horse with the flag
- Failure to pass to the outside of the center barrel

Hit the Can:

1. All general Ohio State Gymkhana rules will apply to this class. In addition, the following Lake County rules will apply:
 - a. There will be two barrels and cans on both.
 - b. The rider must run to the first barrel, hit the can, and process to the opposite barrel
 - c. Missing the can or dropping the striking object is a disqualification
 - d. If the rider hits the can and it does not come off, it will result in a 10 second penalty

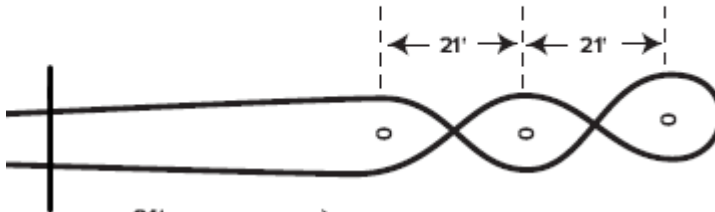
Crawl Through the Barrels:

1. All general Ohio State Gymkhana rules will apply to this class. In addition, the following Lake County rules will apply:
 - a. Riders must get off on the far side of the barrel
 - b. A handler will hold the horse while the rider crawls through the obstacle

- c. Rider must then remount and run back on the opposite side as they started

Scurry Race:

1. Pole Bending rules will apply to this class. Riders must ride forward over the ground pole, weave through 3 cones starting either direction, weave back, and finish riding forward over the ground pole.
2. Pattern:



Reining:

1. As written in the State Rule Book. Patterns will be determined by the Judge.

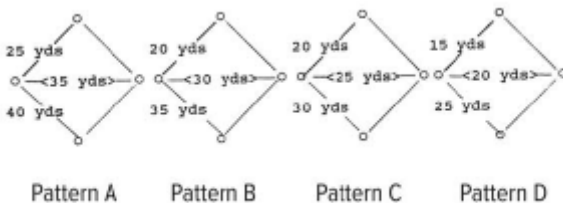
Western Riding:

1. Lake County will allow the Novice riders to perform simple lead changes during the pattern without being faulted or disqualified.
2. Advance riders still must perform flying lead changes as stated in the state rule book.

Bareback Equitation/Horsemanship/Fanny Race

1. No Chaps are to be worn in these classes.

Barrel patterns: the pattern that fits the Plaisted arena is Pattern D. This pattern should be used for PAS. It is recommended for all other shows. (Please remember that the pattern the show manager and/or Judge choose is the pattern that everyone will run. They can choose any pattern as long as everyone in the class is running the same pattern.)



Groom and Clean Competition:

****Please obtain additional information from Saddle Horse about this event!**

Free Style Competition:

****Please obtain additional information from Saddle Horse about this event!**

Trail in Hand:

****Please obtain additional information from Saddle Horse about this event!**

Versatility:

****Please obtain additional information from Saddle Horse about this event!**

EWD:

****Please obtain additional information from Saddle Horse about this event!**

Ranch Riding: See State Rule book for most updated information.

Barn and Stall Information

1. No smoking permitted in barns. Please ask violators to put out cigarettes or other smoking material before entering the barns.
2. All exhibits must be in their stalls by 5:00 p.m. on the Monday before the start of fair, and remain in place until 9:00 p.m. on Sunday, unless dismissed early by Fair Board through the Extension Office. If a project or tack box is removed early without permission from Fair Board, the exhibitor will forfeit all premiums won.
3. Barn decorations are encouraged, fireproof and in good taste. Educational posters are also recommended. All decorations must remain in place until 9:00 p.m. Sunday night, the closing night of Fair. (Unless dismissed early by Fair Board through the Extension Office.)
4. Stalls must be cleaned by 11:00 a.m. each day of fair.
5. No youth member is permitted to remain on the fairgrounds between the hours of 11:00 p.m. and 5:00 a.m. unless permitted by his or her parent, guardian, or advisor.
6. Horses must be made available for a visual inspection by the Fair Veterinarian prior to any horse participating in any Fair competitions. The Lake County 4-H Saddle Horse Committee strongly recommends that each horse is given a Coggins test for Equine Infectious Anemia, a Rabies vaccination, Strangles, West Nile, EWT, and Flu/ Rhino.
7. Stalls not being used by a 4-H exhibitor cannot be occupied by any horse at any time during the week of fair.
8. If you have to take your horse home during fair, it must be for a medical reason and must be approved by the fair veterinarian along with an early release form from the Extension Office. This form must be posted on the stall door for the remainder of fair.
9. Never leave your horse or pony unattended outside of safely enclosed stall. Cross ties, grooming, and/or tacking in aisle way is not permitted.
10. Horses or ponies are not permitted in the front of Barn 20, the bleacher areas, announcer/entry booth area, or any spectator area. This also means the midway area by the restrooms.
11. No riding in barns.

Saddle Horse Project and Tack Judging

1. Barn judging will be done on Monday evening at 6:30 p.m. until completed. Youth members are to wear club shirts. No numbers are required. Horses, tack, and the stall will be judged. After you have been judged, please remain quiet in the barn until your club has been completely judged. Advisors and/or parents are not permitted in the barns during judging.
2. **All Registered Project Horses MUST be barn judged in order to occupy a stall at the Lake County Fair. Members are encouraged to show their projects.** If you are not exhibiting at Fair, you may trailer in for project judging and the shows ONLY if permitted by Fairboard. No stalls will be available to you.
3. If a horse is not brought to fair (Horseless Horse Project), the youth must have an educational poster judged during the Saddle Horse Project Judging Monday night of fair. Obtain additional information from the Saddle Horse Committee about Horseless Horse.
4. Cloverbud judging will also take place during the Monday evening judging at 6:30 pm with the rest of their clubs. Obtain additional information from the Saddle Horse Committee about Cloverbud judging.

Recommendations for Equipment and Supplies for Horse and Rider

1. Personal supplies: clothing, protective head gear, boots, snacks, sunscreen, money for food and class sign-ups, personal first-aid kit, and any other supplies needed for the week.
2. Tack and Equipment: Saddles, bridles, bits, halters, saddle pads, cooler/ sheet/ blanket/ sleezy, lead ropes, lunge line, lunge whip, clippers/ disposable razors, tack cleaning supplies, braiding/ banding equipment, scissors, curry comb, brushes, mane and tail combs, hoof picks, hoof oil/ hoof polish, fly spray, towels/ rags, tack box with lock and key/ combination lock, etc.
3. A halter and lead line must be readily available at all times for every horse stalled at fair.
4. Club Supplies: Pitchforks, rakes, shovels, wheelbarrows, garden hose, broom, tool box, etc. Each club is required to have a First-Aid Kit. It must be visible and accessible at all times.

The Walk/Trot Division

1. Cloverbuds do not qualify for Walk/Trot.
2. Must be a current member of a Lake County 4-H Saddle Horse club.
3. Must use current year project animal or lease.
4. A Walk/Trot rider is defined as a rider who has never cantered in a show: open or 4-H. A 4-H'er is eligible to stay in Walk/Trot for up to three (3) years. The youth member may be re-evaluated the beginning of the fourth year and if the advisor indicates that the youth member should remain in Walk/Trot, the advisor and the Saddle Horse Committee will review the reasons and determine if the youth member will remain in Walk/Trot.
5. Walk/Trot classes are designated as A and B classes. Group A classes are 1st year Walk/Trot participants and Group B classes are 2nd year and up participants.
6. While competing in a contest class, if the horse or pony breaks into a canter for any amount of time, there will be a ten (10) second penalty added to the rider's time for each break in gait.
7. In classes where the rider dismounts (i.e.: ride and run, coaxing race) it is acceptable if the horse canters during the return to the starting line.
8. If a flat class consists of ten (10) or more entries in the Dunsalin Ring, the class will be split. (For Egg N Spoon- all exhibitors may be in the ring but will not trot until there are only 10 exhibitors remaining in the ring. Pairs Class- may have up to 10 pairs in the ring at a time.)
9. Riders must wear safe and proper attire for the performance classes: English- hard hat, boots, long sleeve show shirt, and breeches; Western- long sleeve shirt, western hat/helmet, jeans, and boots. Chaps for Western are optional. For The English and Western fun show days, riders are allowed to wear their club shirts and Breeches/Jeans.
10. Rider must not participate in any cantering classes at any time.
11. All other general rules listed in the Guidelines book or the "Uniform rules for 4-H horse shows" must be followed.
- 12. First year Walk/Trot (Group A riders) will not ride patterns at the fair in equitation or horsemanship.**
13. There will be ten (10) places awarded in all 4-H classes. Tie Breakers will be determined by the amount of 1st places, then 2nd places, etc for all classes.

HELMET INFORMATION

ALL YOUTH, AGE 19 AND UNDER, ARE REQUIRED TO WEAR PROTECTIVE HEAD GEAR AT ALL TIMES WHILE RIDING A HORSE!

PROTECTIVE HEAD GEAR IS REQUIRED IN ANY 4-H CLASS, EVEN IF IT IS NOT THE STYLE THAT GOES WITH A CERTAIN CLASS.

WHEN BUYING PROTECTIVE HEAD GEAR, LOOK FOR THE LETTERS ASTM and SEI WHICH INDICATES THAT THE HEAD GEAR HAS MET SAFETY STANDARDS.

CLUB GUIDELINE ACKNOWLEDGEMENT AND AGREEMENT

Signing this document means you have read the Lake County 4H Saddle Horse Fair Guidelines and agree to abide by them!

Club Name: _____

Date	Youth Signature	Parent Signature

Advisor Signature: _____

ADVISOR SECTION

****This section provides additional information for Advisors, parents and youth***

Minimum Standards for Lake County 4-H Saddle Horse Clubs

(The Saddle horse Year is determined as **November- October**)

*If the below standards are not met through the year (**November- October**) the entire Club shall lose voting privileges for the next consecutive Saddle Horse meeting.

If a second violation is made through the year (November- October**) the entire Club shall lose voting privileges for the next 3 consecutive Saddle Horse meetings.

***If a third violation is made through the year (**November- October**) the advisors will be referred to the Extension Office for disciplinary actions.

1. Club must abide by Dates and Deadlines as scheduled by Saddle Horse
2. Club must at least be represented at ALL Saddle Horse Meetings **including** the Mandatory All Advisor Pre Fair Meeting. (Each club may not miss more than 2 meetings. An Advisor is preferred, but a parent is acceptable representation if an advisor is not available.)
3. Club must participate in ALL Saddle Horse Fundraising Activities.
4. Club must participate in the 4-H County Wide Community Service Project if there is one and provide service for any Lake County 4-H project (ie...providing pop and water, auction items, and help for the Spaghetti dinner for outstanding youth scholarships).
5. Every Advisor of any given Club shall participate, not just be a member, in at least one Subcommittee of Saddle Horse. (The Chairperson of the committee shall determine participation and keep attendance records. Participation from the advisor must be represented in at least 75% of the activities for the committee).
6. Club must have at least one Community Service Project of their own. (Advisor must provide proof/ discuss at the Saddle Horse meeting and be noted in the minutes.)
7. Club must work assigned shows at Fair (Previous year will count towards following year)
8. Club must work at least one Committee Show and or State Fair Try-out.

****The Secretary of Saddle Horse shall keep records of the above. Each Chairperson is to keep records of attendance for their committee meetings and events.

****Each Club must be in compliance with the Ohio 4-H Charter Checklist. The Extension office will maintain the records for each Club's Charter Checklist and determine club eligibility.

1. Ribbons for all horse shows or events (including contesting classes) must be presented in the arena and NOT the paddock during fair, unless otherwise determined by the show manager.
2. Helmets are to be worn by all 4-H members if they are competing in a 4-H event or practicing for a 4-H event. If a 4-H member is participating in an open event at Fair, they are no longer required to abide by the 4-H helmet rule. It is the responsibility of the parents/guardians to make sure members are abiding by the helmet rules and to determine if their child must wear a helmet for open events during Fair.
3. Only registered 4-H members, Cloverbuds, and Advisors will receive wrist bands for the Fair. It is the responsibility of each family member, friend, and volunteer to make sure they purchase their own gate admission for the Fair. Please contact the Fair Office for more information on obtaining admission.
4. **Once the horse arrives on property,** it is expected that the youth will be the only one to ride and handle their project. If there is a safety concern, it is permissible for another person to school or handle the animal. Advisors are encouraged to promote safety and educate members when witnessing a safety violation (Ex: Standing on horses, sitting cross legged, etc).
5. Please make sure that all members and their families know that if a Veterinarian is needed, the fair Veterinarian may be contacted or the member's own personal Veterinarian. The member will be charged for services rendered.
6. If an incident occurs on the Lake County Fairgrounds, contact the Fair office for information on how to handle the incident.
7. **Each member must complete an age-appropriate project book. Please contact the extension office for any assistance in determining which project book best fits the needs of the member.**

Barn and Stall Information

1. **Each Club is responsible for setting their own Barn Duty hours. It is advised that there is a responsible advisor, parent or adult chosen by the 4-H club present in each barn during the entire duration of fair.**
2. Barns and stalls are assigned by the Extension office on basis of club size, production projects and availability, and are assigned on a rotating basis.
3. Advisors must make sure the extension office is aware of any Cloverbuds who will be judged alongside the other club members during barn judging so that they are aware for cloverbud graduation. Make sure the judges give cloverbuds their ribbons during barn judging.

Barn Judging- 4-H Saddle Horse Awards

1. Best Educational Display and Barn Decorations will be judged Tuesday of Fair.
2. Clean Barn will be judged Tuesday through Sunday of Fair.

<u>Category</u>	<u>Description</u>
Best Educational Display	Each Club's display is to be simple, concise, neat, clean, and attractive. See attached rubric for more details.
Clean Barn	See attached rubric for more details. Daily award will be given
Barn Decorations	Best use of Theme Best Overall Decorations

Closing Ceremonies Awards Timing- TBD

- Club Recognition/ biographies
- State Fair Qualifiers
- Walk-Trot End of the Week High-Point
- Novice End of the Week High-Point
- Advanced End of the Week High-Point
- Superhorse Award
- Honor Club/best decorations/clean barn/etc. Recognition
- Rotating Trophies
- Inspirational Award
- Recognize Point Series participants
- Any other award from Saddle horse.

Rotating Trophies

1. There will be special classes in which the winners will receive a rotating trophy or plaque, which must be returned to the donating club at the All-Advisors meeting prior to fair, in the same condition in which it was received. The winner of the trophy or plaque is responsible for their own engraving, cleaning and maintenance. Classes will be announced at fair. These trophies cannot be retired unless specified by the original provider.
2. Rotating Trophies that will be given at the fair are as follows: (Subject to change)

Walk-Trot:

Charlie the Pony Trophy- W/T Western High Point
Dorothy M. Brown Parker– W/T English High Point
One Awesome Dude- W/T B Western Contesting High Point
W/T English and Western All Around Traveling Trophy

Novice:

The Karen Gilbert Memorial Trophy- Novice Contesting High Point
The This Shadow's Snazzy Trophy- Novice English High Point
The Bianca Memorial Trophy- Novice Western High Point
Novice English and Western All Around Traveling Trophy
Novice Trail

Advanced:

The Margaret and Taz Trophy- Advanced Contesting High Point
Performance Versatility Trophy-
Contesting Versatility Trophy-
The Potti Family Trophy- Advanced English Equitation
The Aruta Family Trophy- Advanced Western Horsemanship
The This Shadows Snazzy- Advanced Western Pleasure
Ted Davies Memorial Trophy- Advanced Barrel Class
Boogie Spaks a Comebak- Advanced English Showmanship
Preferred Elegance Memorial Trophy- Advanced Western High Point
Advanced Trail
Black Tie Affair- Advanced Road Hack

All Members are Eligible for:

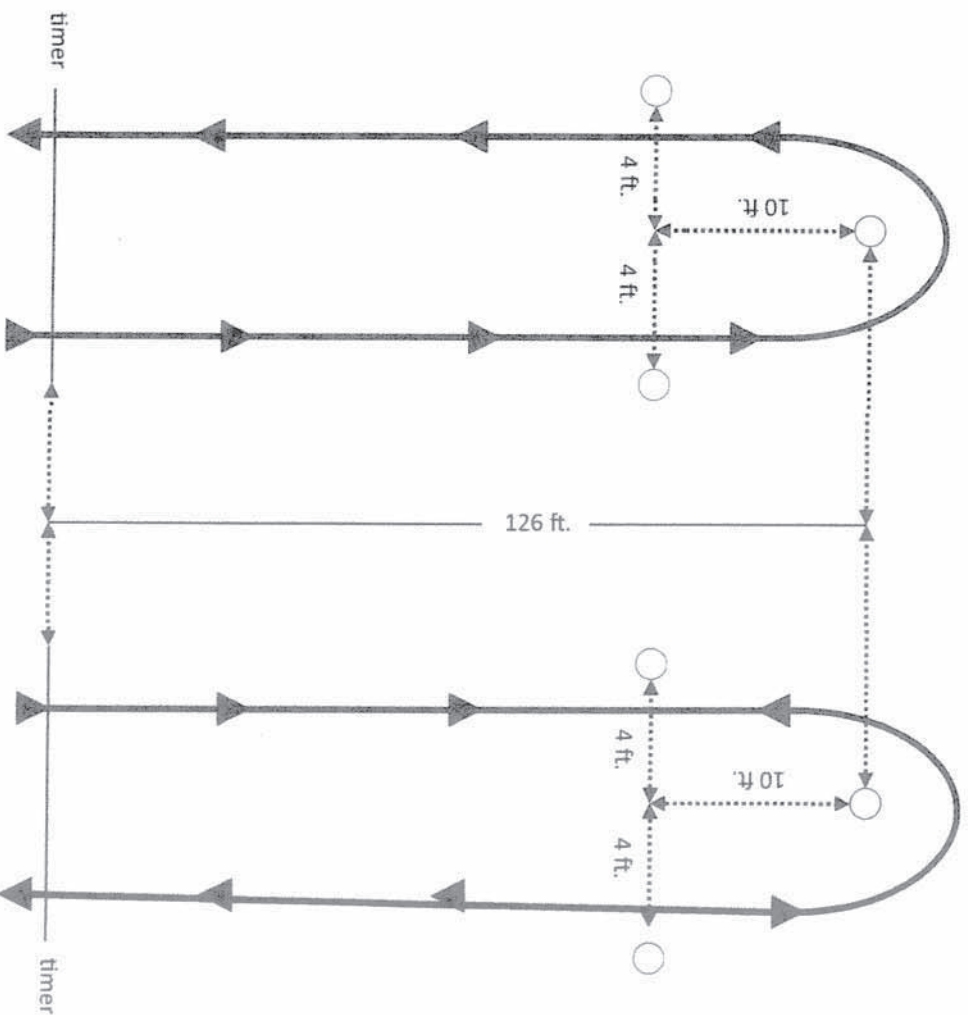
Inspiration Award- Nominated by JR SH
Howard Sutch- Nominated by Advisor

****The Ken Kaufman Trophy is for the Overall Advanced Highpoint for Point Series and will be presented at the Point Series Award Banquet!****

3. The winner of each Versatility will be awarded a rotating trophy to keep in their possession until the following year. This trophy cannot be retired.
4. ALL trophies must be returned to the Saddle Horse Committee no later than the all advisors pre-fair meeting of the next year. A Late Fee of \$25 per trophy will be charged for all trophies not turned in at that meeting.

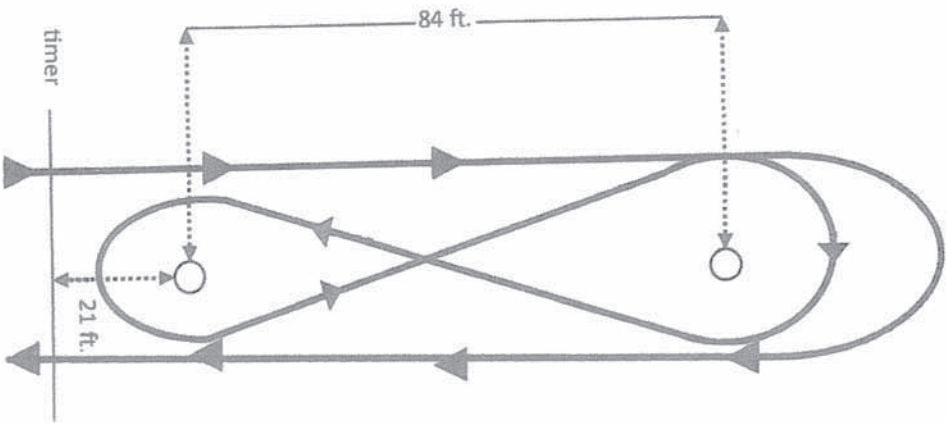
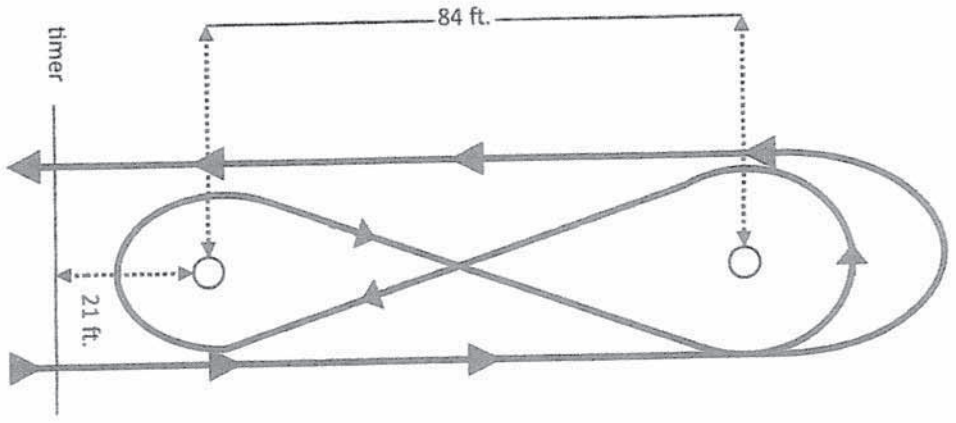
KEYHOLE RACE

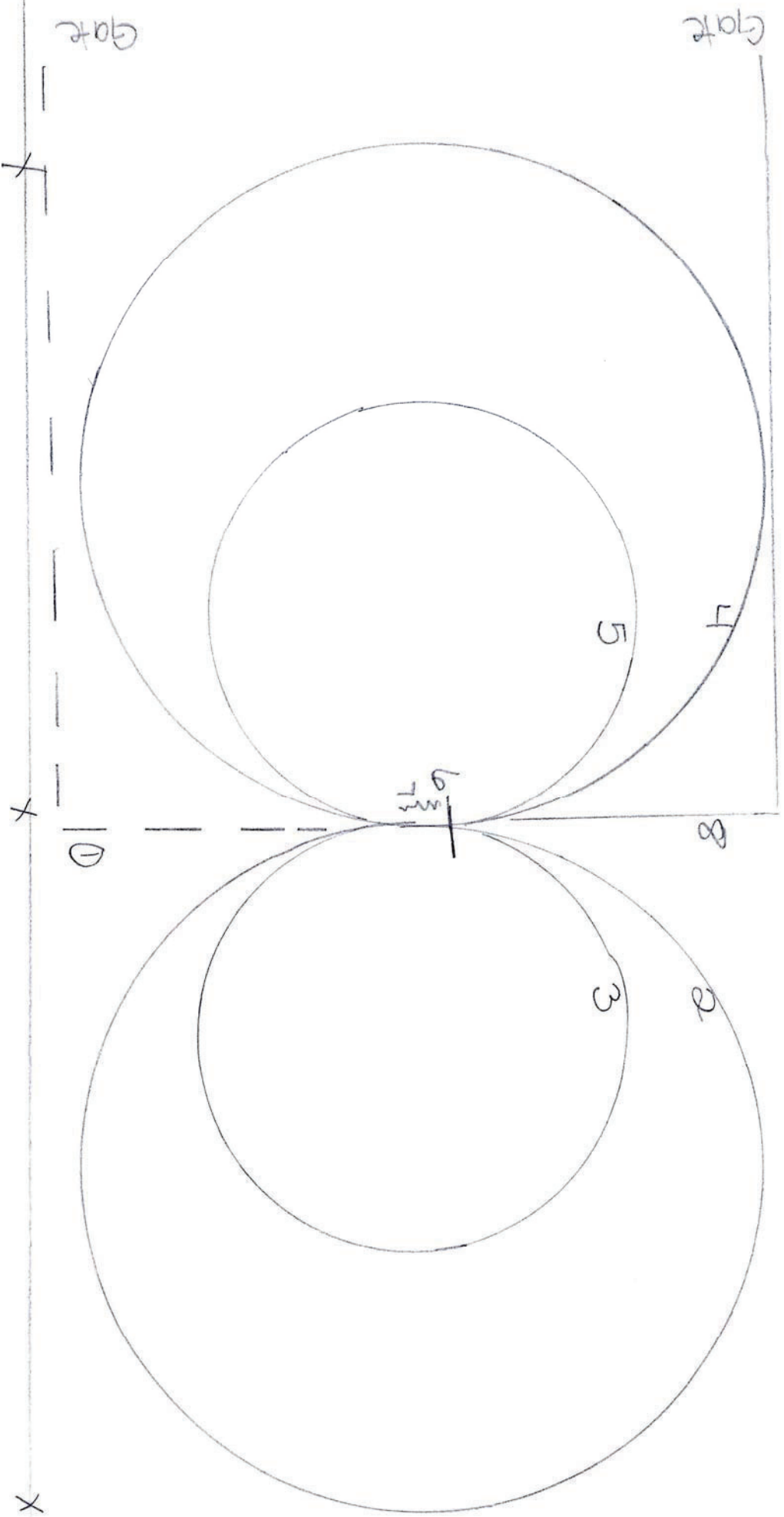
1. Three (3) poles are to be used in an 8' by 10' triangle (8' x 10'). The center-end pole is 126' from the timer.
2. The horse & rider run down between the 1st two poles and around the end pole (either direction) and back out between the 1st two poles.
3. Poles knocked over are a disqualification.
4. Failure to do a correct pattern is a disqualification.



STAKES RACE

1. Two (2) poles are to be used.
2. The horse & rider run down the right or left side of the poles to the second pole making either a right- or left-hand turn. Exhibitor shall then run to the first pole and make a turn in the opposite direction. Exhibitors then run back to the second pole and repeat first turn then run straight back to start/finish line.
3. Exhibitor shall not cross between two poles before making the first turn or after third turn.
4. Poles knocked over are a disqualification.
5. Failure to do a correct pattern is a disqualification.





1. ENTER RING AT A WALK. WALK UP THE RAIL TO THE CENTER CONE. TURN AND WALK TO CENTER OF ARENA.
2. RIDE A LARGE FAST CIRCLE AT THE TROT TO THE RIGHT
3. RIDE A SMALL SLOW CIRCLE AT THE TROT TO THE RIGHT
4. RIDE A LARGE FAST CIRCLE AT THE TROT TO THE LEFT
5. RIDE A SMALL SLOW CIRCLE AT THE TROT TO THE LEFT
6. STOP
7. BACK 3 STEPS WAIT FOR JUDGE TO DISMISS YOU
8. RIDE FORWARD AT THE TROT FOLLOW RAIL TO THE LEFT TO EXIT THE ARENA

WALK TROT REINING

Walk-Trot Ranch Riding Pattern

- 1.) Walk
- 2.) Trot
- 3.) Stop and 360 right
- 4.) Extended trot
- 5.) Walk to and over poles
- 6.) Trot
- 7.) Stop and Back 1 horse length

